

Denso for Bus Application STARTER



Commercial & Heavy Duty



Metro Auto Industrial Inc.
Toll Free: **1-800-263-8761**

Table of Contents

Metro#		page	Metro#		page
16881N	4	19097N	10
16990N	4	19120N	11
16990N	4	19335N	11
16990N	4	19550N	11
17600N	4	19551N	12
17600N	4	19552N	12
17600N	4	19808N	12
17802N	5	19878N	13
17818N	5	19904N	13
18402N	5	19904N	13
18406N	6	19908N	13
18503N	6	19908N	13
18506N	6	34013N	14
18506N	6			
18506N	6			
18507N	7			
18507N	7			
18508N	7			
18508N	7			
18508N	7			
18508N	7			
18514N	7			
18517N	15			
18534N	8			
18534N	8			
18535N	10			
18535N	10			
18535N	10			
18535N	10			
18535N	10			
18535N	10			
18554N	8			
18559N	8			
18989N	9			
18989N	9			
18989N	9			
18993N	9			
18994N	9			
18997N	10			
18997N	10			

INDEX by OE Number

OE#		page	OE#		page
128000-0494	4	AS228000-1953	4
228000-0633	5	AS228000-3811	6
228000-3311	4	AS228000-3811	6
228000-3311	4	AS228000-3811	6
228000-3321	4	AS228000-4671	4
228000-5311	7	AS428000-0310	6
228000-5311	7	AS428000-1600	8
228000-5311	7	AS428000-3811	
228000-5311	7	LAY428000-0060	13
228000-5463	8	LAY428000-0070	13
228000-5463	8	TG228000-7381	10
228000-5612	10			
228000-5630	10			
228000-5631	10			
228000-5851	9			
228000-5851	9			
228000-5851	9			
228000-6350	14			
228000-6981	4			
228000-7121	10			
228000-7121	10			
228000-7280	12			
228000-7291	12			
228000-7301	7			
228000-7301	7			
228000-7371	15			
228000-7380	10			
228000-7381	10			
228000-7491	7			
228000-8410	5			
228000-8420	5			
228000-8450	13			
228000-8510	6			
228000-9020	14			
228000-9750	9			
228000-9761	14			
428000-0071	13			
428000-1340	10			
428000-1610	9			
428000-1881	8			
428000-2840	11			
428000-5120	11			
428000-5230	12			
428000-5310	11			
428000-6170	13			


INDEX by Picture Identify Number

PIC#		page	PIC#		page
190-467	6	190-827A	4
190-507B	12	190-837	6
190-6041	15	190-838	5
190-6042	9	190-839	5
190-6042	9	190-9060	11
190-6042	9	190-9061	12
190-6044	4	190-9062	11
190-6046	7	190-9268	4
190-6046	7	190-9268	4
190-6048	10	190-9270	8
190-6048	10			
190-6048	10			
190-6048	10			
190-6048	10			
190-6048	10			
190-6048	10			
190-6048A	10			
190-6050	7			
190-6052	8			
190-6060	13			
190-6060	13			
190-6063	9			
190-6102	8			
190-6158	8			
190-6220	9			
190-6232	11			
190-6358	14			
190-6362	14			
190-6461	14			
190-6465	13			
190-6465	13			
190-6466	13			
190-751	7			
190-751	7			
190-751	7			
190-751	7			
190-756A	5			
190-760	10			
190-760	10			
190-762	12			
190-801B	4			
190-801H	4			
190-803	4			
190-825A	6			
190-825A	6			
190-825A	6			

All the components also available, please contact or e-mail to us !!

Care is taken to ensure the accuracy of photo, descriptions and applications of each items,
but Metro Auto Industrial Inc. assumes no responsibility for possible errors.
All the OE number and Lester number are for referece use only.

STARTER



16881N

OSGR 12V, 3.0kw, 11T, CW

OE: 128000-0490, 128000-0491, 128000-0492, 128000-0494

Terminal: 3

Lester: 16881


Note:

Ref:

Make: GMC

Engine/Model: Premium Forward 6BD1

Year: 1984-1997



16990N

OSGR 12V, 2.5kw, 11T, CW

OE: AS228000-1953, AS228000-4671, 228000-6981

Terminal: 3

Lester: 16990


Note: Wet Clutch

Ref: 190-801B, 190-801H, 190-6044

Make: Blue, Freightliner

Engine/Model: Cummins ISB 5.9L

Year: 1994-1998



17600N

OSGR 12V, 3.0kw, 11T, CW

OE: 128000-4220, 128000-4221, 228000-2670, 228000-3310, 228000-3311

Terminal: 3

Lester: 17600

Note:

Ref: 190-507A, 190-827A, 190-9268


Make: Thomas Bilt

Engine/Model: Cummins ISB, Cummins ISB MT643

Year: 1994-1998

Care is taken to ensure the accuracy of photo, descriptions and applications of each items, but Metro Auto Industrial Inc. assumes no responsibility for possible errors. All the OE number and Lester number are for referece use only.

STARTER



17802N

OSGR 12V, 4.0kw, 13T, CW

OE: 228000-8420, TG228000-8420

Terminal: 3

Lester: 17802

Note:

Ref: 190-839

Make: Ford

Engine/Model: Powerstroke 7.3L A/T & W/T

Year: 1995-2003



17818N

OSGR 12V, 4.0kw, 13T, CW

OE: 228000-8410

Terminal: 3

Lester: 17818

Note:

Ref: 190-838

Make: Navistar

Engine/Model: 6.9L & 7.3L A/T & M/T

Year: 1985-2007



18402

OSGR 24V, 4.5kw, 10T, CW

OE: 228000-6640, 228000-6641, AS228000-6641, 228000-6670, 228000-6671, AS228000-6671

Terminal: 3

Lester: 18402

Note: DE with Ground Stud, please use 228000-0632.

Ref: 190-755, 190-756, 190-756A

Make: Cummins

Engine/Model: Cummins ISB 5.9L

Year:

STARTER



18406N

OSGR 12V, 4.0kw, 10T, CW

OE: 228000-8510, TG228000-8510

Terminal: 3

Lester: 18406

Note:

Ref: 190-837

Make: Navistar

Engine/Model: DT466E

Year: 1988-2007



18503N

OSGR 12V, 2.5kw, 11T, CW

OE: 428000-0310, AS428000-0310

Terminal: 3

Lester: 18503

Note: DE with Ground Stud

Ref: 190-467

Make: Freightliner Custom Chassis

Engine/Model: School Bus Mercedes 904

Year: 2000-2007



18506N

OSGR 12V, 2.5kw, 13T, CW

OE: 228000-3810, 228000-3811, AS228000-3811,
228000-4160, 228000-4161

Terminal: 3

Lester: 18506

Note: DE with Dround Stud please use 18507

Ref: 190-825, 190-825A

Make: BlueBird, El Dorado, Ford

Engine/Model: Cummins ISB 5.9L

Year: 1994-1998

Care is taken to ensure the accuracy of photo, descriptions and applications of each items, but Metro Auto Industrial Inc. assumes no responsibility for possible errors. All the OE number and Lester number are for referece use only.

STARTER



18507N

OSGR 12V, 2.5kw, 13T, CW

OE: 228000-7300, 228000-7301

Terminal: 3

Lester: 18507

Note: DE with Ground Stud. DE without Ground Stud, please use 18506.

Ref: 190-6046

Make: Blue Bird, Thomas Built

Engine/Model: Cummins ISB

Year: 1994-1998



18508N

OSGR 12V, 4.0kw, 10T, CW

OE: 228000-5310, 228000-5311, 228000-5902, TG228000-5311

Terminal: 3

Lester: 18508

Note: DE with Ground Stud

Ref: 190-751

Make: Blue Bird, El Dorado, International, Thomas Built

Engine/Model: Cummins ISC, ISL, Cummins ISC, DT466E

Year: 1995-2005



18514N

OSGR 12V, 4.0kw, 10T, CW

OE: 228000-7490, 228000-7491

Terminal: 3

Lester: 18514

Note: DE with Ground Stud

Ref: 190-6050

Make: Blue Bird, Thomas Built

Engine/Model: 6.8L John Deere CNG

Year: 1997-2000

Care is taken to ensure the accuracy of photo, descriptions and applications of each items, but Metro Auto Industrial Inc. assumes no responsibility for possible errors. All the OE number and Lester number are for referece use only.

STARTER



18534N

OSGR 12V, 4.0kw, 10T, CW

OE: 228000-5460, 228000-5461, 228000-5462, 228000-5463

Terminal: 3

Lester: 18534

Note: DE with Ground Stud

Ref: 190-6052

Make: Blue Bird, Thomas Built
Engine/Model: John Deere 8.1L CNG

Year: 1995-2000



18554N

OSGR 12V, 4.0kw, 11T, CW

OE: 428000-1880, 428000-1881, TG428000-1881

Terminal: 3

Lester: 18554

Note:

Ref: 190-6158

Make: Thomas Built
Engine/Model: Mercedes 906

Year: 2000



18559N

OSGR 12V, 2.7kw, 13T, CW

OE: 428000-1600, AS428000-1600

Terminal: 3

Lester: 18559

Note: DE with Ground Stud

Ref: 190-6102

Make: Freightliner Custom Chassis
Engine/Model: Cummins ISB 5.9L

Year:

Care is taken to ensure the accuracy of photo, descriptions and applications of each items, but Metro Auto Industrial Inc. assumes no responsibility for possible errors. All the OE number and Lester number are for referece use only.

STARTER



18989N

OSGR 12V, 4.8kw, 10T, CW

OE: 228000-5850, 228000-5851, TG228000-5851

Terminal: 3

Lester: 18989

Note: DE with Ground Stud

Ref: 190-6042

Make: Blue Bird, Freightliner Custom Chassis, Thomas Built

Engine/Model: CAT 3116, 3126

Year: 1992-2006

Photo
Coming Soon

18993N

OSGR 12V, 4.0kw, 11T, CW

OE: 228000-9750, TG228000-9750

Terminal: 3

Lester: 18993

Note: DE with Ground Stud

Ref: 190-6220

Make: Chevrolet, GMC

Topkick, Kodiak CAT 3126

Engine/Model: 1998-2002

Year:



18994N

OSGR 12V, 4.8kw, 10T, CW

OE: 428000-1610, TG428000-1610

Terminal: 4

Lester: 18994

Note: DE with Ground Stud

Ref: 190-6063

Make: Thomas Built

Engine/Model: CAT 3116, 3126

Year: 1996-2006

Care is taken to ensure the accuracy of photo, descriptions and applications of each items, but Metro Auto Industrial Inc. assumes no responsibility for possible errors. All the OE number and Lester number are for referece use only.

STARTER



18997N

OSGR 12V, 4.0kw, 10T, CW

OE: 228000-7121, TG228000-7121

Terminal: 3

Lester: 18997

Note: DE with Ground Stud

Ref: 190-760

Make: Freightliner Custom Chassis, Thomas Built

Engine/Model: CAT 3126

Year: 1996-2003



19097N

OSGR 24V, 7.5kw, 10T, CW

OE: 428000-1340

Terminal: 3

Lester: 19097


Note: DE with Ground Stud, wo/Ground please use 18535N.

Ref: 190-6048A

Make: Cummins

Engine/Model: Cummins ISC

Year:



18535N

OSGR 24V, 7.5kw, 10T, CW

OE: 228000-5612, 228000-5630, 228000-5631, 228000-7380, 228000-7381, TG228000-7381

Terminal: 3

Lester: 18535

Note: DE wo/Ground Stud; w/Ground Stud please use 19097N.

Ref: 190-6048

Make: Blue Bird

Engine/Model: Cummins ISC

Year:

Care is taken to ensure the accuracy of photo, descriptions and applications of each items, but Metro Auto Industrial Inc. assumes no responsibility for possible errors. All the OE number and Lester number are for referece use only.

STARTER



19120N

PA90 12V, 3.0kw, 11T, CW

OE: 428000-5120

Terminal: 3

Lester: 19120

Note: Can replace to 16990 Denso OSGR.

Ref: 190-9060

Make: Blue Bird

Engine/Model: Cummins ISB 07, 6.7L

Year: 2007



19335N

PA90 12V, 3.0kw, 11T, CW

OE: 428000-5310

Terminal: 3

Lester: 19335

Note:

Ref: 190-9062

Make: Thomas Built

Engine/Model: Cummins ISB 07, 6.7L

Year: 2007-2016



19550N

OSGR 12V, 4.0kw, 10T, CW

OE: 428000-2840

Terminal: 3

Lester: 19550

Note: DE with Ground Stud

Ref: 190-6232

Make: Thomas Built

Engine/Model: CAT 3126

Year: 2000

Care is taken to ensure the accuracy of photo, descriptions and applications of each items, but Metro Auto Industrial Inc. assumes no responsibility for possible errors. All the OE number and Lester number are for referece use only.

STARTER



19551N

OSGR 12V, 4.0kw, 13T, CW

OE: 228000-7290, 228000-7291

Terminal:

Lester: 19551

Note: DE with Ground Stud.

Ref: 190-762

Make: Thomas Built

Engine/Model: Cummins ISB

Year: 1997-1998



19552N

OSGR 12V, 3.0kw, 13T, CW

OE: 228000-7280, 228000-7281

Terminal:

Lester: 19552

Note: DE with Ground Stud.

Ref: 190-507B

Make: Thomas Built

Engine/Model: Cummins ISB

Year: 1997-2000



19808N

PA90 12V, 3.0kw, 11T, CW

OE: 428000-5230

Terminal:

Lester: 19808

Note: DE with Ground Stud

Ref: 190-9061

Make: Freightliner Custom Chassis

Engine/Model: Cummins ISB

Year: 2008-2009

Care is taken to ensure the accuracy of photo, descriptions and applications of each items, but Metro Auto Industrial Inc. assumes no responsibility for possible errors. All the OE number and Lester number are for referece use only.

STARTER



19878

OSGR R8 24V, 7.8kw, 10T, CW

OE: 428000-0060, LAY428000-0060

Terminal:

Lester: 19878

Note: This is Denso OSGR R8 unit.

Ref: 190-6466

Make: Various

Engine/Model:

Year:



19904N

OSGR 12V, 4.0kw, 11T, CW

OE: 428000-0070, 428000-0071

Terminal:

Lester: 19904

Note: Can replace to Densp PLGR P5, Lester 18577.

Ref: 190-6465

Make: International

Engine/Model: Stripped Chassis VT365

Year: 2002-2006

Photo
Coming Soon

19908N

OSGR 12V, 2.2kw, 11T, CW

OE: 228000-8450, 428000-6170

Terminal:

Lester: 19908

Note:

Ref: 190-6060

Make: IBlue Bird

Engine/Model: Cummins ISB

Year: 2007

Care is taken to ensure the accuracy of photo, descriptions and applications of each items, but Metro Auto Industrial Inc. assumes no responsibility for possible errors. All the OE number and Lester number are for referece use only.

STARTER



34013N

OSGR 12V, 4.8kw, 11T, CW

OE: 228000-9760, 228000-9761

Terminal: 3

Lester: 34013

Note:

Ref: 190-6461

Make: Chevrolet, GMC

Engine/Model: Topkick, Kodiak Isuzu 6HK1-TC 7.8L I6

Year:



228000-6350

OSGR 12V, 4.8kw, 10T, CW

OE: 228000-6350, TG228000-6350

Terminal: 3

Lester:

Note:

Ref: 190-6358

Make: International

Engine/Model: T444E /V8 7.3L

Year:

Photo
Coming Soon

228000-9020

OSGR 12V, 4.0kw, 11T, CW

OE: 228000-9020

Terminal: 3

Lester:

Note:

Ref: 190-6362

Make: John Deere

Engine/Model: Natural Gas Bus 6068

Year:

Care is taken to ensure the accuracy of photo, descriptions and applications of each items, but Metro Auto Industrial Inc. assumes no responsibility for possible errors. All the OE number and Lester number are for referece use only.

STARTER



18517N

OSGR 12V, 4.8kw, 10T, CW

OE: 228000-7370, 228000-7371, TG228080-7371

Terminal: 3

Lester: 18517

Note:

Ref: 190-6041

Make: Navistar

Engine/Model: T444E /V8 7.3L

Year:



Metro Auto Industrial Inc.

2128 Pomona Boulevard . Pomona . CA 91768-3332

Phone:(909)629-2700 . Fax:(909)629-2721

Toll Free: 1-800-263-8761

Toll Free Fax: 1-800-799-0838

www.metroautoinc.com

orders@metroautoinc.com

info@metroautoinc.com

Care is taken to ensure the accuracy of photo, descriptions and applications of each items,
but Metro Auto Industrial Inc. assumes no responsibility for possible errors.

All the OE number and Lester number are for referece use only.